


Size	Panel	Profile
LENGTH	2700mm	2700mm
WIDTH	600mm	27mm
TOTAL THICKNESS	21mm	21mm

Product Description


The wooden slats are available in 4 different colors, a match to every style. Ensure yourself of an impeccable installation with our matching end profiles. The panels are easy to install, giving you multiple options on how to have your installation done in no time.

Colors


Our acoustic panels are available in following colors:



NATURAL - OAK DESIGN



INVISIBLE - OAK DESIGN



INVISIBLE - WALNUT DESIGN



INVISIBLE - EBONY DESIGN

Materials

The slats are made of 12mm black MDF-boards , which have environmental class E0. The MDF is finished with technical veneer, containing small cracks and cams, to create a beautiful and natural look. All slats are 27mm wide, with 13mm space between them.

The slats are fixed on a base of acoustic felt. This base is 9mm thick and made of recycled materials, which makes this panel not only of great esthetic, but also sustainable value.

Maintenance

The panels can be easily cleaned with a duster. If it's been a while since last cleanup, you may use a hard-wrung towel as well. Do not rub, as this may damage the surface and make sure to always try on a small piece first.



Tocca Legno
ACOUSTIC

Technical datasheet

Acoustic panels

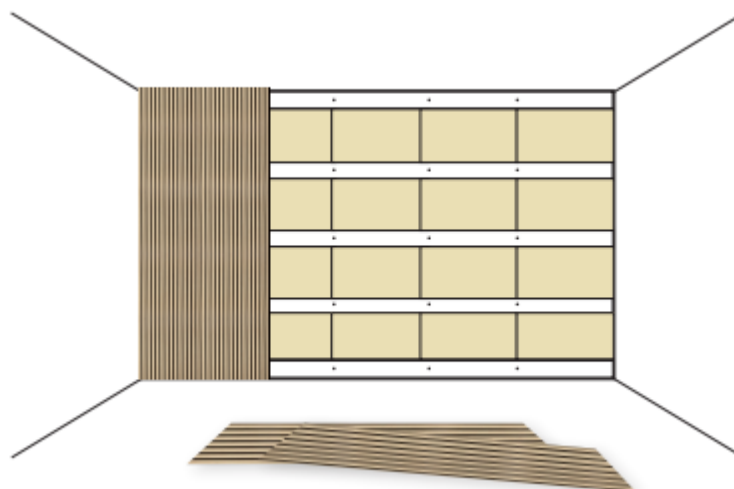
Installation

For more information, we refer to our installation guide. A recap is given here below, showing you three different options. We would like to refer to the Acoustics-section in this technical sheet, as the chosen installation method will influence the acoustic performance.

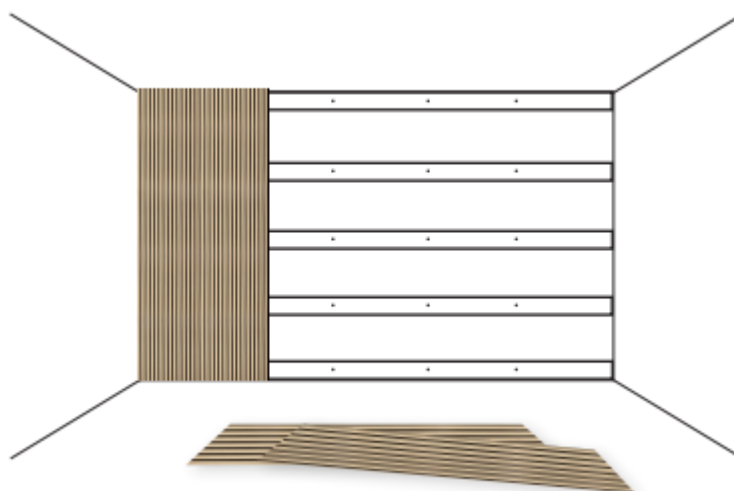
A framework contributes remarkably to higher sound absorption values. Add insulation and your installation will have the highest possible sound absorption class.

Installation methods:

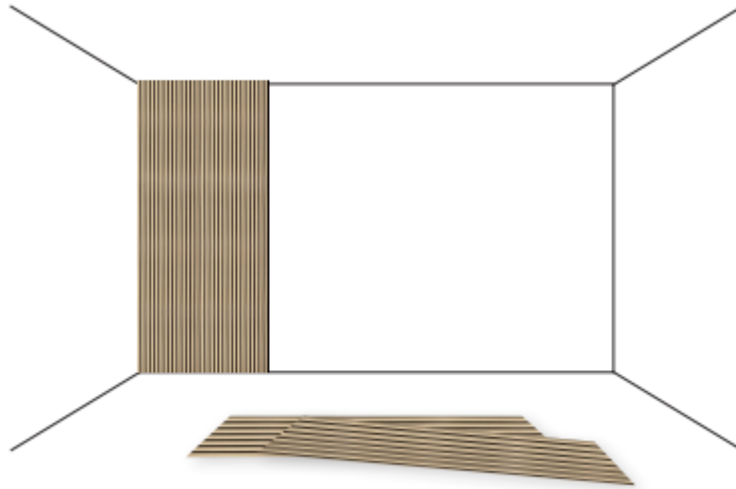
1. Direct gluing against the wall (wall must be flat, clean and dustfree), with MS polymer-based adhesive.



2. Mounting the panels on underlying battens (50mm thick, 60cm between the battens) with black screws.




3. Same as installation 2, but mineral wool (same thickness as battens) is placed between the battens.



Overview technical specifications

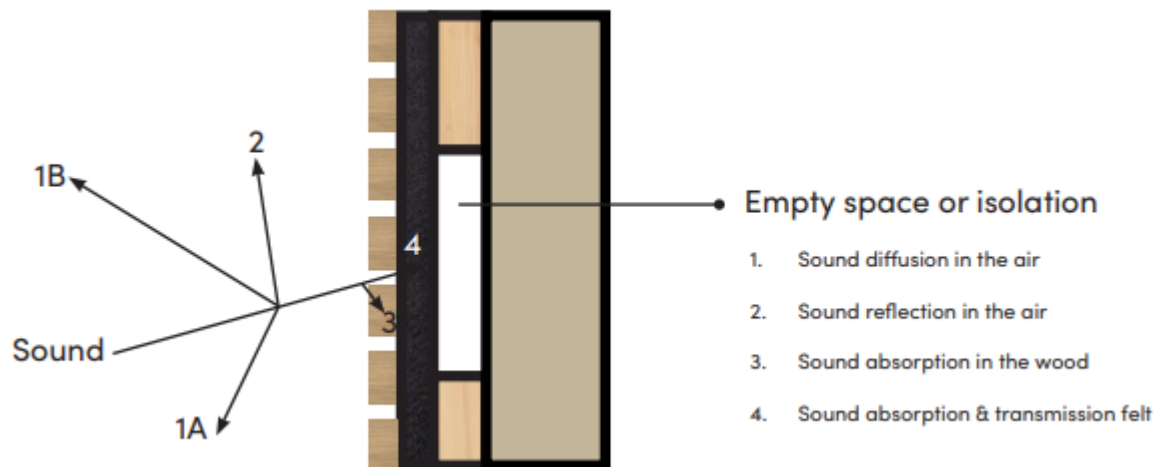
MODEL	Wooden slat wall panel
PANEL SIZE	Length: 2700mm – Width: 600mm – Thickness: 21mm
MATERIALS	12mm MDF + 9mm polyester
PANEL DESIGN	Single slat (width 27mm), placed every 13mm on PET panel (see image below)
FINISH	TECH poplar veneer (0,6mm + lacquer finishing)
ENVIRONMENTAL CLASS	EN 13986: Black MDF: E0 – Polyester board: E1
SUSTAINABILITY	PET panel made of recycled materials





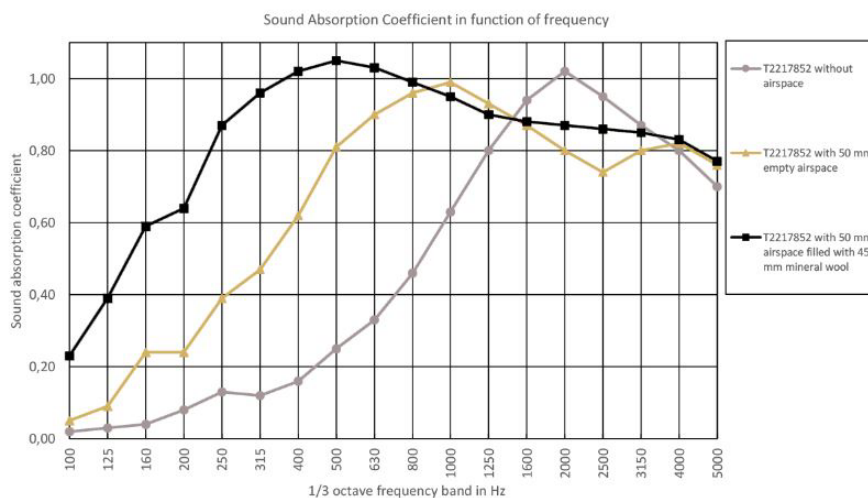
Acoustics

Glass, concrete, steel,... these are hard materials that make the sounds reflect and give your room bad acoustics. The best way to reduce the reverberation* in a room, is to counterweight the hard materials with absorption materials, such as are wooden panels.



The Tocca Legno acoustic panels have been tested in a certified laboratory, to measure the sound absorption according to ISO354. The test results show that our panels improve the acoustics significantly.

INSTALLATION METHOD	aw	Class
1. Direct gluing	0,30	D
2. Framework airgap 50mm	0,65	C
3. Framework airgap 50mm + insulation	0,90	A



*Reverberation in acoustics is a persistence of sound or echo after a sound is produced.